















-20°C ÷ +80°C



														
									(kg)	COD.	(kg)	COD.		
80	28	12	32	28	8	370	190	280	0.51	642151*	0.46	644151*		
100	38	15	40	35	11	500	220	380	1.02	642152*	0.91	644152*		
125	38	15	40	35	11	600	240	450	1.45	642153*	1.34	644153*		
125	50	20	55	47	14	800	270	550	1.98	642163*	1.76	644163*		
125	50	25	55	47	14	800	270	550	1.96	642363*	1.76	644163*		
125	60	20	58	47	15	800	250	600	2.86	642103*	2.62	644103*		
150	50	20	55	47	14	910	290	700	2.50	642154*	2.28	644154*		
150	50	25	55	47	14	910	290	700	2.48	642354*	2.28	644154*		
150	60	20	58	47	15	1400	350	850	2.83	642104*	2.59	644104*		
150	80	25	88	62	18	1700	400	1000	5.69	642124*	5.19	644124*		
160	50	20	55	47	14	1000	300	750	2.65	642164*	2.43	644164*		
160	50	25	55	47	14	1000	300	750	2.63	642364*	2.43	644164*		
180	50	20	55	47	14	1100	350	900	3.02	642155*	2.80	644155*		
200	50	20	55	47	14	1500	380	1000	3.65	642156*	3.43	644156*		
200	50	25	55	47	14	1500	380	1000	3.63	642356*	3.43	644156*		
200	80	25	86	62	17	2000	450	1600	7.26	642166*	6.74	644166*		
200	80	30	86	62	17	2000	450	1600	7.24	642366*	6.74	644166*		
250	60	25	65	62	17	2500	480	1500	8.13	642157*	7.61	644157*		
250	60	30	65	62	17	2500	480	1500	8.10	642357*	7.61	644157*		
250	80	25	86	62	17	2800	500	1900	9.81	642167*	9.81	644167*		
250	80	30	86	62	17	2800	500	1900	9.80	642367*	9.81	644167*		
300	60	30	65	62	17	3200	550	1750	11.43	642158*	10.96	644158*		
300	80	30	86	62	17	3400	600	2300	13.80	642168*	13.33	644168*		
400	100	50	120	110	28	4500	750	2800	28.86	642129*	26.30	644129*		































 statisch draagvermogen daN (kg)

 rolweerstand daN













































 dynamisch draagvermogen daN (kg)

* = RoHS compliant



















									EE MHD 		EE MHD 		EE MHD 	
										COD.		COD.		COD.
125	50	182	135x110	105x80	11	51	157	550	4.88	 648303*	3.90	 648403*	5.76	 648503*
150	50	210	135x110	105x80	11	60	157	700	5.50	 648304*	4.51	 648404*	6.38	 648504*
160	50	215	135x110	105x80	11	60	157	750	5.65	 648314*	4.66	 648414*	6.53	 648514*
180	50	242	135x110	105x80	11	70	157	900	6.14	 648305*	5.16	 648405*	7.02	 648505*
200	50	252	135x110	105x80	11	70	157	900	6.77	 648306*	5.79	 648406*	7.65	 648506*
























									EE HD 		EE HD 		EE HD 	
										COD.		COD.		COD.
150	80	218	175x140	140x105	14	50	166	1000	12.15	 648315*	10.61	 648415*	13.03	 648515*
150	80	218	200x160	160x120	17	74	166	1000	12.15	 648324*	10.61	 648424*		
200	80	275	175x140	140x105	14	65	166	1600	13.72	 648316*	12.18	 648416*	14.60	 648516*
250	60	320	175x140	140x105	14	74	166	1500	14.82	 648307*	13.23	 648407*	15.70	 648507*
250	80	320	175x140	140x105	14	74	166	1600	16.50	 648317*	14.91	 648417*	17.38	 648517*
250	80	325	200x160	160x120	17	74	166	1900	17.56	 648327*	15.23	 648427*	18.44	 648527*
300	60	360	175x140	140x105	14	81	166	1600	18.24	 648308*	16.62	 648408*	19.12	 648508*
300	60	365	200x160	160x120	17	81	166	1750	19.30	 648328*	16.95	 648428*	20.18	 648528*
300	80	360	175x140	140x105	14	81	166	1600	20.61	 648318*	18.99	 648418*	21.49	 648518*
300	80	365	200x160	160x120	17	81	166	2300	21.67	 648338*	19.32	 648438*	22.55	 648538*





































								EE EHD 		EE EHD 			
									COD.		COD.		
300	100	384	250x200	210x160	19	78	2500	29.80	 648309*	25.10	 648409*		
400	100	475	250x200	210x160	19	95	2800	44.91	 648310*	40.21	 648410*		

De rem van elektrisch gelaste gaffels is een voor horizontale oppervlakken geschikte parkeerrem





























								EEG MHD 		EEG MHD 	
								 COD.	 COD.	 COD.	 COD.
100	38+38	140	135x110	105x80	11	55	700	4.50 	 648062*	3.75 	 648162*
125	38+38	170	135x110	105x80	11	55	900	5.45 	 648063*	4.70 	 648163*



								EEG HD 		EEG HD 	
								 COD.	 COD.	 COD.	 COD.
125	50+50	210	175x140	140x105	14	50	1100	11.00 	 648072*	7.70 	 648172*
150	50+50	223	175x140	140x105	14	50	1400	13.10 	 648074*	8.70 	 648174*
160	50+50	228	175x140	140x105	14	50	1500	13.40 	 648084*	9.00 	 648184*
200	50+50	280	175x140	140x105	14	65	1600	15.90 	 648066*	11.30 	 648166*
200	50+50	285	200x160	160x120	17	62	2000	17.55 	 648076*	12.70 	 648176*



								EEG EHD 		EEG EHD 	
								 COD.	 COD.	 COD.	 COD.
200	80+80	280	250x200	210x160	19	62	3200	34.80 	 648086*	25.05 	 648186*
250	60+60	330	250x200	210x160	19	62	3000	36.95 	 648067*	27.20 	 648167*
250	80+80	330	250x200	210x160	19	62	3500	40.30 	 648077*	30.55 	 648177*

Bij bokwielen van de serieS EEG HD en EEG EHD loopt de langste zijde van de bevestigingsplaat evenwijdig aan de as van het wiel.